

TW\_I NOX

TW SERIES OVERHEAD MONORAIL WEIGHING SCALES



Low profile weighing modules for overhead monorails, easily adaptable with any type of monorail track systems, even already existing ones. Fitted approved load cells.

**The best solution  
for advanced industrial  
applications**

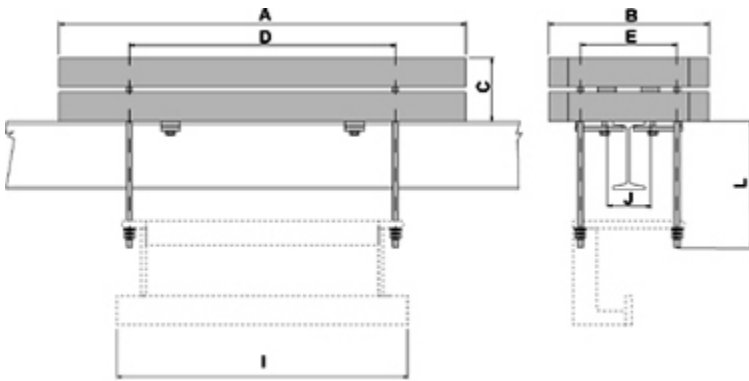
## MAIN FEATURES

- Functions with 1 aluminium load cell with IP66 protection degree, approved according to OIML R60 C3 standards (3000 + 3000 divisions).
- AISI304 STAINLESS STEEL tubular structure, fitted with accessories for fastening to the beam and threaded rods for fastening to the customer's track section.
- Electropolished structure for easy cleaning: The smooth surface prevents the formation of incrustations and the proliferation of microorganisms.
- Maximum length of the customer's track section: 300 mm.
- Up to 15 Vdc power supply.
- Hermetic junction box and shielded 10m long 6-pin cable fitted with connectors for connection to the weight indicator.

## OPTIONS ONLY AVAILABLE AT TIME OF ORDER

- Connection to the indicator and calibration with CE-M 3000e single range or 3000e+3000e dual range approval (with our indicators).
- Models with special sizes and capacities (ask for estimate).
- Possible adaptations with customer's track section (to be supplied per account of manufacture), which will be quantified upon job card cost account.

## DETAIL 1





	A	B	C	D	E	I	J	L
TWSI	420	285	115	300	210	300	90	195

dimensions in mm

## VERSIONS

### Available versions

Codice	I x w x h (mm)	N° celle	Max (kg)	d (g)	<b>M</b> (g)*	<b>M</b> 2R (g)*
TWSI15 	420x285x335	1x300kg	150	50	50	20-50
TWSI30 	420x285x335	1x500kg	300	100	100	50-100

(\*) Divisions obtainable only with the relative options, in combination with Dini Argeo weight indicator.

#### NOTE:



- The track section to be applied to the scale and relative fastening to the threaded rods must be realized by the customer.
- ATTENTION: The order is possible only upon verification of the system's data, executed by our technicians when the filled out DataRequest\_TW\_ETW module downloadable up here is sent.
- The capacity and division must be specified in the module for the verification of the feasibility, consequently to the requested features.

**COVENTRY SCALE COMPANY**



COVENTRY SCALE COMPANY LTD

UNIT 8, SPITFIRE CLOSE - CV5 6UR - COVENTRY

Tel. 0044-2476-593500

Fax. 044-2476-601239

E-mail [info@coventryscale.co.uk](mailto:info@coventryscale.co.uk)

Web [www.coventryscale.co.uk](http://www.coventryscale.co.uk)